

## Homework

Each week you are required to complete homework. This includes reading with somebody at home as often as you can! Homework might also include questions to investigate as well as more traditional pieces such as spellings and maths. Homework is given on a Friday to be returned the following Friday.

<b>Monday</b>	15 minutes reading	Make sure you know your times tables!
<b>Tuesday</b>	15 minutes reading	A mixture of work tasks and questions to investigate in the form of a project or a maths task.
<b>Wednesday</b>	15 minutes reading	
<b>Thursday</b>	15 minutes reading	
<b>Friday</b>	15 minutes reading	Children will have either maths homework or Learning Challenge homework. This will alternate each week and should be returned to school on the following Friday.

**Reading** Your reading book must be in school every day and you are expected to change your book regularly. Every time you change your book you will receive a sticker for your rainbow reading chart. When you complete a colour you will get a prize! Please ask the people you read to at home to initial your Reading Record after you have read because it will be checked. You should write the title, author, start and completion date and comment in your Reading Record – not the people at home who look after you!


**Extra Curricular** - Clubs will be available – details to be announced. Regular letters will be sent with important dates.

**Uniform** - It is important that as well as trying our best we also look our best. Please make sure that the correct school uniform is worn—details can be seen on our website under 'Information—School Uniform and Dress Code'.

**Attendance** - Every lesson counts! Please allow your child to develop by attending school each day.

**Trip Date** – Chester Zoo – Thursday 7<sup>th</sup> December.

The Year Six Brooklands Team



Year Six

Parent Newsletter

Autumn 2  
2017/18

Mr Bingham  
Ms Bisknell






Follow us at:  
[@BrooklandsY6](https://www.instagram.com/BrooklandsY6)







Welcome back!

We hope you have all had a lovely break and are ready for the forthcoming half term.

Alongside a trip to Chester Zoo (more information to follow), here is what we will be learning:



Subject	
<p><b>Geography</b></p> 	<p>In Geography this half term, we will be exploring different locations around the world relating to World War One. The children will be examining the physical and human features of these countries using a variety of maps, aerial photos and plans. They will also be exploring the effect human activity has had on these countries' landscapes.</p>
<p><b>Design Technology</b></p> 	<p>This term, we will be researching and making savoury dishes that would have been eaten during World War One, at home or in the trenches. Taking rationing into consideration, the children will be designing and making dishes that could have been made with their rations as well as creating a promotional advert for their dish and recipe.</p>
<p><b>PE</b></p> 	<p>All Year Six classes will have P.E. on Wednesday and Friday afternoons. You will need your kit in school on these days. If you have long hair you will need a bobble to tie it back and if you wear earrings you will need to take them out. If, for any reason, you are poorly or unable to do PE you will need a note from home before you are excused.</p> <p>This half term we will become gymnasts! We will focus on honing our performance skills to design, create and evaluate our own multi-motif sequences incorporating our knowledge from previous years.</p>
<p><b>PSHE</b></p> 	<p>In PSHE this term, Year Six will be learning about human reproduction and relationships as well as more about how their body will, and emotions may, change as they approach and move through puberty. We will be discussing the impact of social media on body image and exploring the importance of protecting personal information, including passwords, addresses and the distribution of images of themselves and others.</p>
<p><b>Music</b></p> 	<p>This term the children will performing and revising rhythmic and melodic ostinati, as well as singing in harmony and learning more about chords and the process of performance in order to perform their own flash mob and 'busker bash'.</p>

Subject	
<p><b>English</b></p> 	<p>In English, children will be studying how we use writing to entertain focusing on a variety of different genres, including: World War One poetry, diary entries and narratives. We will use our knowledge surrounding our topic work and the works of Michael Morpurgo in order to develop our skills in using powerful vocabulary and descriptive literary techniques.</p>
<p><b>Mathematics</b></p> 	<p>Please refer to our website for details of the National Curriculum 2014 to see the National Expectations for children in Year Six.</p>
<p><b>Science</b></p> 	<p>In Science this half term we will be looking at inheritance, variation and evolution. Children will study the ever-changing landscape of plants as well as looking at the many weird and wonderful adaptations in our animal kingdom. We will also look closely at how the theory of evolution developed and the key philosophers involved in its creation.</p>
<p><b>Computing</b></p> 	<p>In computing we will be creating an information poster using graphics skills. We will be exploring menu options and experimenting with images in order to add special effects to alter the appearance of a graphic to create specific effects.</p>
<p><b>RE</b></p> 	<p>We will be continuing our R.E topic 'How can religious meaning be expressed through art?' by exploring how feelings, emotions, drama, music and art can be used to express our faith and beliefs. We will also be learning how these arts can be sacred and spiritual but can also reinforce important teachings and stories in religions.</p>
<p><b>French</b></p> 	<p>As linguists, we will be learning the names of school subjects, and places around school. We will also be learning how to describe our school uniform, using colours and patterns.</p>